


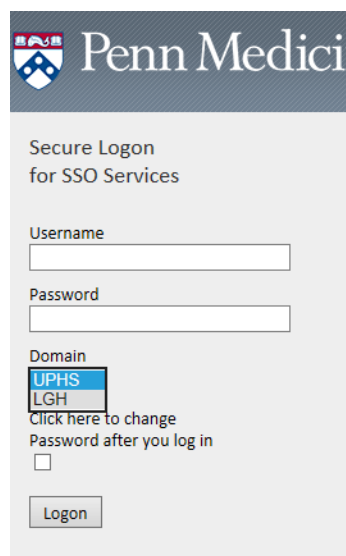
## LG Health Benefit Extras Enrollment Instructions

1. Visit [www.LGHealthBenefitExtras.com](http://www.LGHealthBenefitExtras.com).
2. Click **ACCESS MY BENEFITS**.



The screenshot shows the homepage of the LG Health Benefit Extras website. At the top left is the Penn Medicine Lancaster General Health logo. To the right are links for Home, FAQ, and Log In. The main content area features a large graphic of a life preserver and a sign that says "SIGN UP TO ACCESS YOUR BENEFITS." Below this, there is text explaining the program and a prominent blue button labeled "ACCESS MY BENEFITS" with a mouse cursor pointing to it. A "HAVE QUESTIONS?" section provides contact information: "We're here to help! (855) 390-9700". A "WELCOME TO LG HEALTH BENEFIT EXTRAS" section includes an enrollment period notice for November 1-15, 2019, and a description of the program. At the bottom, logos for Liberty Mutual, MetLife, TRAVELERS, Nationwide, and PURCHASING POWER are displayed.

3. Enter your LG Health User ID and Password (the same you use when logging into your computer) and click **Logon**. Make sure to change the Domain drop-down from UPHS to LGH.



The screenshot shows the "Secure Logon for SSO Services" form. It includes a Penn Medicine logo at the top. The form has the following fields and options:

- Username**: A text input field.
- Password**: A text input field.
- Domain**: A dropdown menu with "UPHS" selected and "LGH" as an option.
- Click here to change Password after you log in**: A checkbox that is currently unchecked.
- Logon**: A button to submit the form.

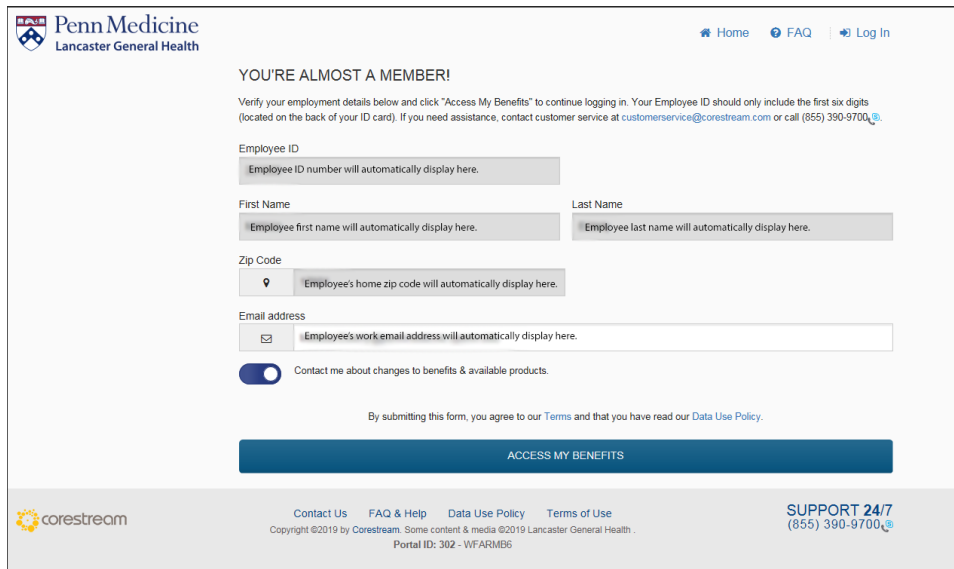
- Once you enter your LG Health Credentials, you will be asked to complete the DUO Two-Factor Authentication Process\*\*.


Select the preferred Authentication Process to complete the DUO authentication step:

- Notification through the DUO App.
  - Phone Call to the number on file.
  - Text Message to the number on file.
- Once the DUO authentication is complete, the next screen will automatically populate with your information.

If you wish to receive LG Health Benefit Extras emails to a different email address (i.e. your personal email), you can make that change here.

Once you have confirmed the accuracy of your information, click **ACCESS MY BENEFITS** to enter the LG Health Benefit Extras.



 Home | FAQ | Log In

**YOU'RE ALMOST A MEMBER!**

Verify your employment details below and click "Access My Benefits" to continue logging in. Your Employee ID should only include the first six digits (located on the back of your ID card). If you need assistance, contact customer service at [customerservice@corestream.com](mailto:customerservice@corestream.com) or call (855) 390-9700.

Employee ID  
Employee ID number will automatically display here.

First Name  
Employee first name will automatically display here.

Last Name  
Employee last name will automatically display here.


Zip Code  
Employee's home zip code will automatically display here.

Email address  
Employee's work email address will automatically display here.

Contact me about changes to benefits & available products.

By submitting this form, you agree to our [Terms](#) and that you have read our [Data Use Policy](#).

**ACCESS MY BENEFITS**

 Contact Us | [FAQ & Help](#) | [Data Use Policy](#) | [Terms of Use](#)

Copyright ©2019 by Corestream. Some content & media ©2019 Lancaster General Health.  
Portal ID: 302 - WFAIRMB6

**SUPPORT 24/7**  
(855) 390-9700

\*\*If you have not previously established your personal mobile device with DUO, call the IS Help Desk for further assistance at 717-544-4357 (HELP).